

# Chatting with InRoads royalty

## An interview with Mark Ditko, InRoads guru

LOS ANGELES, CALIFORNIA, USA — As a part of *MicroStation Today's* crusade to help the MicroStation community find ways to increase productivity, this month we spotlight a MicroStation expert who specializes in Bentley's civil engineering package. Say hello to Mark Ditko, InRoads guru.



Mark Ditko, InRoads guru

The Pittsburgh, Pennsylvania native's wealth of knowledge and experience make him a bona fide master when it comes to the software. Mark has been a user since the first release of InRoads, 15 years ago, is certified by Bentley as an InRoads instructor and is a published author on the topic. It's not only the fact that his professional life has revolved around InRoads that make him an expert, but his knowledge of engineering as well. Mark has a background in survey, hydro-

logy and hydraulics, earthwork calculations, utility design, grading, paving, and geometry that play a vital role in enhancing his understanding of the modern InRoads user's scene.

*MicroStation Today* caught up with Mark to get to know more about him and share his experiences with the MicroStation community.

**MST: Tell us about your InRoads background. How and where did you get started?**

Mark: The first company that I worked at was Haver, Nunn & Collamer in Phoenix, Arizona. They were a pretty progressive company and had the early versions of MicroStation and had InRoads running on a VAX mini-computer. That was really my first exposure. It wasn't until InRoads was officially released right at the end of the 80s before I started working with the software full time. At that time, I was at a company called Collar, Williams & White that was purchased by a Southern California based firm, Rick Engineering. Rick was standardizing all of their offices on MicroStation and InRoads, and I eventually became the lead in the Phoenix office.

**MST: How long have you been training people on InRoads?**

Mark: For about 15 years now. Collar, Williams & White was an *ink-on-mylar* shop when Rick Engineering purchased it. At that time there were four individuals, including myself, originally trained on the software at Rick. We were responsible for converting the rest of the office away from the boards and onto this new software. Because of a strange chain of events, I ended up being the only one of the four left after a short period and ended up in charge of this effort. That's when my training of others really started.

**MST: We hear you wrote a book on InRoads. What made you decide to write it?**

Mark: I went to work for Intergraph in January of 1995. It was there that I

became an InRoads instructor. I can't recall a single class where someone didn't ask me, "Is there any other material available that explains InRoads?" The first time I heard that, it planted a seed, and every time I heard it again nurtured that need. Eventually, I knew I was going to do it, and it was only a matter of when.

**MST: Who is this book for?**

Mark: The book was absolutely designed with the beginner in mind. However, there is everything from the most fundamental InRoads concepts and tools to higher-level applications. There

are things in this book that won't be found anywhere else. With that said, I have met very few users who are *advanced* in all aspects of the software. This book will fill gaps that a lot of users have with the software. The 20-page table of contents can be downloaded from the book's Website at [www.ZenInRoadsEssentials.com](http://www.ZenInRoadsEssentials.com).

**MST: Who is Mark Ditko outside of being an InRoads guru?**

Mark: Besides being an InRoads guru? Why would I do anything besides InRoads? Actually I'm an inventor, and you will probably start seeing things broadly available from one of my other companies soon. Beyond that, I'm a

philosopher at heart. I have to admit that I really enjoy talking to people about their lives, their interests, their ambitions and goals. I think that relationships are pure gold and one of the most valuable possessions available anywhere.

**MST: Great philosophy! Thank you for your time, Mark.**

Mark: No problem! Thank you for yours.

Now you know Mark Ditko and what he does. If you are an InRoads user and feel your workflow is suffering due to lack of training, then you now know who to call for help. You can contact Mark through his Website at [www.InRoadsGuru.com](http://www.InRoadsGuru.com). **MST**

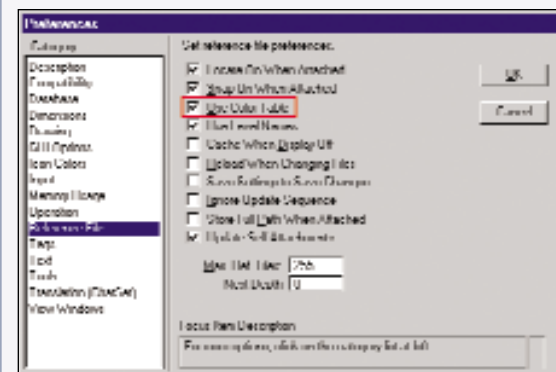
## MicroStation Tip Corner

### Reference file color table

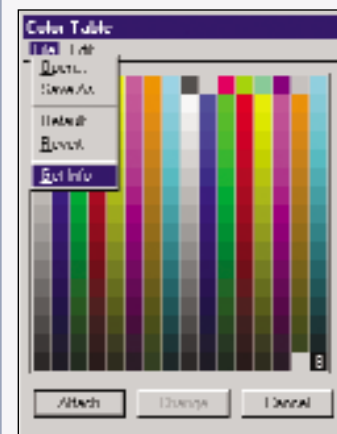
This month's tip comes to us via [MicroStationTips.com](http://MicroStationTips.com), a new MicroStation tips Web site that gathers tips and tricks from users, magazines and the Internet and the Australian MicroStation magazine *ControlAltDelete*.

**Question: What color table does a reference file use when it has a color table attached?**

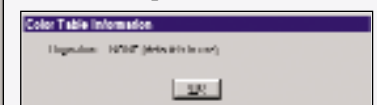
Answer: If the "Use Color Table" option found under the "Reference File" category under the Workspace | Preferences menu is turned on in the master file, then the reference file will use the color table that is attached to it. If the reference file doesn't have a color table or if this option is turned off, it uses the color table attached to the master file.



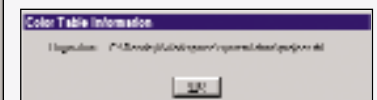
You can tell whether a particular file has a color table attached to it by opening the "Color Table" dialog from the "Settings" menu. In the "Color Table" dialog, choose "Get Info" from the "File" menu to see which color table is attached to the file.



The "Color Table Information" dialog box tells you which color table is attached to the file. In the screen capture below, there is no specific color table attached:



In the screen capture below, there is a specific project color table attached:



**Send us your MicroStation tips!**

Send us your favorite MicroStation tip to [mst-tips@axiomint.com](mailto:mst-tips@axiomint.com). We will give you full credit for the tip and your peers will look at you with the reverence a MicroStation guru rightly deserves! **MST**



## BURNING TIME ON TIME-CONSUMING MICROSTATION TASKS?

### DON'T! WE HAVE A SOLUTION...

If your design work doesn't go smoothly, then chances are that you are going to have to work longer to ensure that your project gets done by the deadline.

Don't burn yourself out. Ignite your productivity and save time with *MicroStation Productivity Toolkit*.

*MicroStation Productivity Toolkit* is a comprehensive package of time-saving utilities that automate tedious tasks that prohibit MicroStation users from getting work done faster like: handling design files that won't open, correcting misbehaving elements, eliminating off-standard submissions and automatically updating reference file attachments.

To find out how *MicroStation Productivity Toolkit* can save you time in your MicroStation design work call Axiom at +1-727-442-7774 extension 9036, e-mail [9036@axiomint.com](mailto:9036@axiomint.com) or visit [www.axiomint.com](http://www.axiomint.com) today!

ments, eliminating off-standard submissions and automatically updating reference file attachments.

